



i8-1000

Animal Incinerator

The i8-1000G is our flagship model. and boasts a wide array of features - many unique to the i8 range. Developed over the last 3 years the i8-1000G is at the fore-front of combustion technology and offers impressive burn rates and large batch sizes while still acheiving some of the lowest emissions in its class.



Remote Monitoring & Pro-active Analysis (optional extra)

Data can be fed back to our HQ where our team of engineers can monitor and provide advice when required on optimum operation of your incinerator.

It also allows us to advise when your service is due to ensure longevity of the unit.



Industry Leading Insulation

Coretex© insulation is a specially formulated substrate containing various levels of material that ensure almost all of the heat generated within our incinerators stays inside them.


This increases performance and efficiency to another level.



Long Lasting Construction

All our larger incinerators are constructed from British made high quality 5mm mild steel plate.

They are fully welded for maximum strength by our time-served coded welders. Meaning you get years of trouble-free operation.



Designed to excel

Each of our incinerators has been tested to exacting standards ensuring they meet our strict guidelines.

This machine can reach in excess of 850°C in the secondary chamber and also retains the gases for the 2 seconds required.



Designed to burn a wide range of general & household waste in larger batches. It can be fitted with an optional auto-loader and a variety of pollution control systems.

Our versatile range of general incinerators are designed for a wide variety of waste types. This is our flagship model which benefits from a top loading design and features the latest in operator safety and performance. This model can also use our latest control panel technology for remote monitoring.



- Fully insulated chamber to retain heat and improve combustion
- Rapid, complete and efficient waste disposal
- Patented safety handle for easy access to chamber
- High quality refractory lining and insulation
- Easy to use CE7 control panel
- Programmable temperature control for complete combustion
- Secondary chamber* with 2 second retention time
- Fast pre-heat and continual high temperature performance
- Low energy consumption levels



* Enhanced control panels are an optional extra and incur additional charges.

** Our primary combustion chambers are constructed from high grade steel and monolithic refractory lining with a unique concave design to prevent cold spots.

The design ensures a natural secondary burn characteristic as when the burner is switched on a flame curtain is created, this ensures the thermal breakdown of smoke/emissions, where in many instances emissions will exit through the stack and into the atmosphere in the form of clean vapor.



For additional information, or to speak to one of our expert team:

Call
+44 (0) 1704 884020

Email
sales@inciner8.com



1 5 Zone HT Thermocouple

Allows independent control of primary and secondary temperatures via the control panel.

2 Primary Chamber

Chamber designed for maximum air flow and circulation which in turn improves efficiency and total burn time.

3 Low NOx Burners

These are some of the cleanest, most efficient burners available today. These can be supplied as gas or oil fired.

4 Chimney Stack

Stainless steel stack for longevity. Minimum 3m stack height required. Fitted with dispersion cap as standard.

5 Secondary Chamber

Retains and re-burns the exhaust gases for minimum of 2 seconds at 850°C to meet EU guidelines.

6 'Cool Touch' Cladding

Hygienic, easy to clean steel cladding to reduce risk of infection and increase longevity of system.



How incineration works:

Incineration is a waste treatment process that involves the combustion of organic substances contained in waste materials. Incineration and other high-temperature waste treatment systems are described as “thermal treatment”. Incineration of waste materials converts the waste into ash, flue gas and heat.

The ash is mostly formed by the inorganic constituents of the waste and may take the form of solid lumps or powder. In some cases, the heat generated by incineration can be used to generate electric power.

Applications

Our versatile range of animal incinerators are designed for a wide range of waste types. This is our flagship model which benefits from a top loading design and features the latest in operator safety and performance. This model can also use our latest control panel technology for remote monitoring.

- Industrial waste applications (including RDF)
- Wood waste
- Mining/exploration/refugee camp waste
- Oil and gas industry waste applications
- Household waste
- Oily filters & rags
- Plastics
- Some medical waste streams

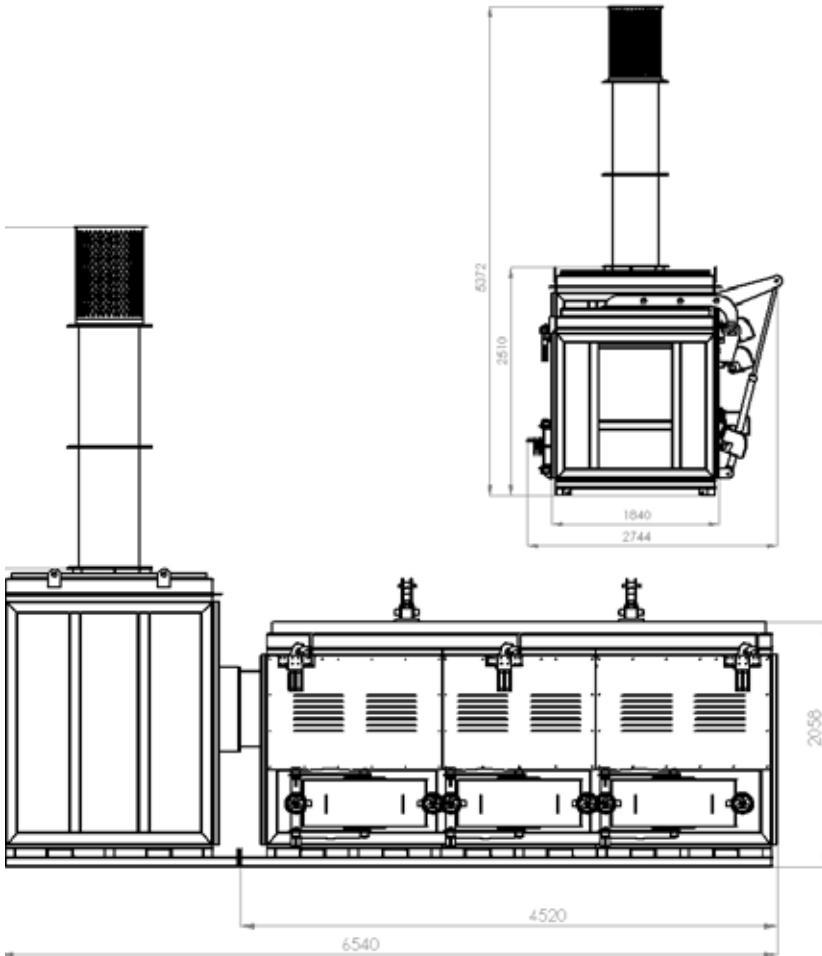


For additional information, or to speak to one of our expert team:

Call
+44 (0) 1704 884020

Email
sales@inciner8.com

 **INCINER8**
www.Inciner8.com



Incinerator Specification

Combustion Chamber Volume (m3)	8.70m ³
Metal Thickness	4mm
Burn Rate**	up to 900kg per hour
Operational Temperature	850°C
Gas Retention	2 seconds
Average Ash Residue (%)	3%
Thermostatic Device(s)	yes (x4)
Shipping Weight (kg)	21500kg
Dimensions (l, w, h)	6.54m x 1.84m x 5.37m
Door Size	4.0m x 1.50m
Fuel Consumption	40 - 50 ltrs per hour
Fuel Types	Light Oil, Diesel, Kerosene, Gas, LPG
Max Sound Output (dB)	230V / 110V
Max Electrical Consumption (kWh)	0.115kW

** PLEASE NOTE:



Actual burn rates & emissions will depend on a number of factors including waste type, volume of waste, moisture content, fuel used and local environmental conditions.

Average emissions / EU standards*

*The above figures are guidelines ONLY.

Parameter (1/2 hr av)	Limits	Measured
Total dust	30 mg/m ³	12 mg/m ³
Sulphur dioxide	200 mg/m ³	2.4 mg/m ³
Nitrogen dioxide	400 mg/m ³	60 mg/m ³
Carbon monoxide	100 mg/m ³	78.3 mg/m ³

All our incinerators' chambers are lined with high grade refractory concrete rated to 1600°C. Our secondary chamber technology prevents dioxins from cracking into smaller but more reactive molecules, this is known as de novo formation.

This can be especially apparent in the presence of heavy metals, which can act as a catalyst.

The prevention method can be explained as follows: system design forces the micro particulates to pass through a flame curtain, this burns harmful emissions, gas remnants are then retained in the secondary chamber, through thermal decomposition, and complex, controlled air distribution to ensure a clean odourless emission.

Burner Specification:

This model is fitted with 7 burners (7x MAX P25) as standard to ensure a complete and clean burn cycle. Ecoflam products ensure high efficiency and reliable operation combined with functional features that reduce installation time and maintenance and grant a flexible boiler/burner matching.



Ecoflam

- MAX have electrical frequency 50-60 Hz
- High efficiency fan ventilation system
- Low NOx version class 3 with yellow flame
- In compliance with current regulations
- ISO 9001 and VISION 2000 certification
- All burners are fire tested

NB: picture for illustration purposes only

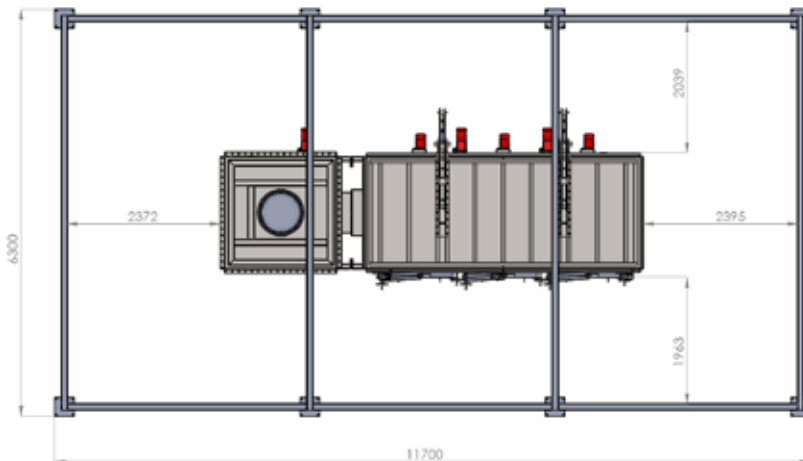


For additional information, or to speak to one of our expert team:

Call
+44 (0) 1704 884020

Email
sales@inciner8.com

INCINER8
www.inciner8.com



- Concrete floor is preferred for installation, this should be solid and levelled.
- If you construct a new base then a reinforced concrete slab 20cm thick is recommended.
- Replace the material at a depth of at least 50cm
- Apply gravel and compact to the compressibility modulus $M = 80.0 \text{ MN/m}^2$.
- All fuel and electrical installations should be done according to local regulations.
- A basic shelter is required to protect the incinerator and the control panel from the weather.

Groundwork required

Step 1
Mark out area for base and reinforce with steel mesh.



Step 2
Concrete and allow 24-48 hours to dry fully before installation.



Step 3
Assemble incinerator shelter on concrete base once fully dried.



Site Options



Sheltered

Ideal weather protection for equipment and operator. Our shelters are designed for easy and quick installation on a standard reinforced concrete slab.

Certain regions require some sort of shelter from adverse weather conditions or localised problems. Our products are used in diverse locations from the freezing camps of Antarctica to sweltering temperatures of Sierra Leone.



Containerised

Containerisation is the most feasible and viable option in contrast to the construction of on-site facilities and housing structures, eliminating the man power and costs involved.

The units arrive complete with electrical power generators and fuel tank (further customization available to suit all needs). The system is available in 10ft, 20ft, and 40ft containers, depending on optional requirements.



Skid mounted

All larger models can be fitted to a 20ft or 40ft skid with loading/lifting hooks pre-fitted.

Using a skid allows for easier transportation of heavy components such as our larger incinerators, auto-loaders and pollution control systems.

In most cases it also reduces on-site erection and hook-up time - minimising site disruption and downtime.

If you are considering a mobile option its worth bearing in mind that we can supply and install all the required accessories prior to dispatch - such as generators, lighting, power sockets, fuel tanks and piping. This allows rapid deployment of your mobile unit to where it is needed most.



All containers supplied are ISO 6346 certified, so they can be used for the shipping and housing of incinerators and any other related equipment.



For additional information, or to speak to one of our expert team:

Call
+44 (0) 1704 884020

Email
sales@inciner8.com

Heat Exchanger



Get something back from your waste with our range of heat exchange modules. Inciner8 have found the optimal way to create energy from waste and make it usable whether you need it for washing, disinfection, heating, or for your specific technological process.

Venturi Scrubber



A venturi scrubber is designed to effectively use the energy from the inlet gas stream to atomize the liquid being used to scrub the gas stream. This type of technology is a part of the group of air pollution controls collectively referred to as wet scrubbers.

Auto Loaders



These allow continuous operation, improve fuel efficiency and can be used in conjunction with a hopper or conveyor to keep your waste processing running with little human intervention.

Emissions Monitoring



In certain situations you will require emissions monitoring. We offer a range of options to match your needs. Our recommended solution is totally portable and gives you an instant insight into the composition of your exhaust gases.

Annual Spare Parts Package



Your incinerator will last for years if properly looked after and maintained. The simplest way to help it last is to maintain and inspect the machine on regular intervals. Annual service packs vary from machine to machine, but typically consist of: new burners, fire rope, fireproof mastic and refractory cement.

Additional Services



Rewiring / Electrical Repairs

Our Engineers are fully trained to rewire any machine along with fault finding and electrical testing.



Insulation & Refractory Repairs

Due to the design of our refractories, it is very easy to repair these on-site. IN most cases this can be done by a competent operator. However we can easily send an engineer if you do not feel comfortable doing this yourself.

We can also supply complete replacement loading doors, de-ashing door fully concreted and insulated.



Welding, Fabrication & Repairs

Our teams of time-served fabricators can repair or modify your incinerator on-site or back at our factory.

In some regions we offer local fabrication services using local welders and engineers.



Annual Services & Maintenance

Inciner8 are experienced in servicing and repairing most makes of incinerator.

After a successful service, you will be issued with a servicing certificate that lasts for 12 months from the date of the service.



For additional information, or to speak to one of our expert team:

Call
+44 (0) 1704 884020

Email
sales@inciner8.com

Operators PPE Kit



In most countries you are required by law to wear appropriate PPE equipment when operating machinery and/or handling hazardous or bio-hazardous waste.

Our operators kit contains a heavy duty, fire resistant apron, gauntlets and a face visor.

Bin Tipper - Mega Dumper



The megadumper is available in a number of sizes and is our preferred method for loading industry standard waste bins into our incinerators. Fully automated, just roll the bin into position and let the megadumper do the rest.

Customised loading options



If you have larger single items to load - for example larger animal carcasses (cows, camels, horses) we can design and build a bespoke solution*** to meet your needs.

Fuel Tank & Piping Kit



All our incinerators come supplied with burners that have been configured for your chosen fuel type.

We supply a wide range of fuel tanks from 350 litres to 2500 litres and, quality steel braided flexible pipes to allow most kinds of installation.

Pollution Control Systems



Pollution control systems capture all the gasses, soot and entrained solids emitted by the incinerators and processes them to meet the European regulations, which are set out in directive 2000/76/EC, dated 4th Dec 2000. Various sizes and capacities are available.

Pre-Fabricated Shelter



We can provide pre-fabricated shelters constructed from galvanised steel. These come flat packed and require no skills to assemble within just 1 hour.

All incinerators should be on a solid concrete base.

***bespoke solutions incur additional charges for design and engineering work, please speak to your sales agent.

Looking after your incinerator

Our incinerators are built to last, however unless they are protected from the elements they will not last as long.

Here's 5 simple steps to ensure your INCINER8 incinerator lasts for many years


- 1). Put it in a suitable shelter.
- 2). Check for damage before each use
- 3). Service every 1000 hours*
- 4). Do not overload the chamber
- 5). There's enough fuel for burn cycle

*All our products have a 1 year / 1000 hour warranty (Whichever occurs soonest).

Achieving optimal combustion**

The basic principle of incineration is based on the combustion triangle.

For optimal combustion to occur the perfect mixture of the 3 core elements is required*



Oxygen	in waste, from burners
Heat	from primary chamber, burners
Fuel	the waste being burnt

If your waste (fuel) has a high calorific value then less heat will be required to ensure good combustion. If your waste is very dense or compact, then you may need to introduce more oxygen.

Getting this balance right will ensure optimum combustion.

**Optimum combustion requires a uniform and regular flow of waste with a good calorific value. Atmospheric conditions and waste composition can effect advertised burn rates.



For additional information, or to speak to one of our expert team:

Call
+44 (0) 1704 884020

Email
sales@inciner8.com

INCINER8
www.inciner8.com



Award Winning Team

Here at INCINER8 we see awards as great recognition for the hard work and effort we put in to every order we fulfil. We constantly remind our team that if you work hard and provide excellent customer service you will be recognised.

Over the years we have been privileged to win awards, both regionally, nationally and internationally - and long may it continue.



EXPORTER OF THE YEAR
WINNER



British Designed & Built



Our Suppliers & Partners



For additional information, or to speak to one of our expert team:

Call
+44 (0) 1704 884020

Email
sales@inciner8.com



INCINER8 Ltd is one of the largest suppliers of incinerators throughout the world. Manufacturing in a factory in Southport and shipping out products all over the world through our dedicated sales team & Global Dealership Network.

An experienced team of researchers, designers and engineers have made INCINER8 an innovator in the waste incinerator sector, achieving two Queens Awards and many regional business awards. Our hand engineered machines can process municipal, medical and animal waste streams, providing the best solutions to waste problems around the world.



Sales / Head Office

Inciner8 International
2 Canning Rd Industrial Estate
Southport
Merseyside
PR9 7SN

Phone: +44 (0) 1704 884020
Email: enquiries@inciner8.com

Dealerships

If you would like to become part of our dealership network, please get in touch:

Phone: +44 (0) 1704 884020
Email: dealers@inciner8.com

Technical Support

We have a wealth of information regarding our machines, waste disposal best practice and waste composition on our website.

Phone: +44 (0) 1704 884020
Email: techsupport@inciner8.com

